



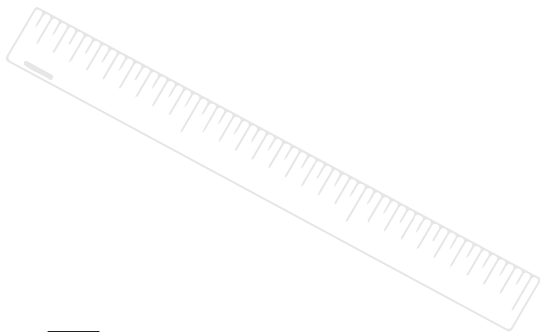


DOLPHIN MEDICAL CHECK-UP!

- Collect blood for analysis
- Listen to the heart and lungs
- Is this dolphin a male or female?
 - MALE or 
 - FEMALE 
 - If female, is she pregnant?
 - YES
 - NO



- Gather a breath sample for analysis
- Take photos and measurements:



Rostrum to tail: _____ **cm**

Height of dorsal fin: _____ **cm**

Width of tail flukes: _____ **cm**

- Attach a satellite tag for monitoring

Tag Number: _____

- Get X-Rays of the teeth



- Track future movements on the computer!

Critical Thinking

INSTRUCTIONS: Watch [Dispatches from the Gulf, The Dolphins of Barataria Bay - Part 1](#) and [Part 2](#) on YouTube (videos are about 5 minutes each). Follow along with the dolphin health exam worksheet and then answer the questions below:

1. Why do scientists and veterinarians perform health exams on wild dolphins?

2. We can determine a wild dolphin's age using their teeth, flipper x-rays, or blood. Why do we need to know how old a dolphin is?

3. Scientists use ultrasound to see if female dolphins are pregnant and if the mother and fetus are healthy. What might this information tell us about their population as a whole?

4. What can wild dolphin health exams teach us about the impact of a natural disaster like a hurricane or an oil spill on the ecosystem?

NGSS Alignment: 3-LS4 Biological Evolution: Unity and Diversity

3-LS4-4. Make a claim about the merit of a solution to a problem caused when the environment changes and the types of plants and animals that live there may change.*

3-LS4-2. Use evidence to construct an explanation for how the variations in characteristics among individuals of the same species may provide advantages in surviving, finding mates, and reproducing.

